

Scaled data based on original data using
LM-79-08 Approved Method: Electrical and Photometric Measurements of Solid-
State Lighting Products

Test Report Prepared for
Cooper Lighting Solutions
(formerly Eaton)

Brand: STREETWORKS

Report Number: P530338

Luminaire Tested: **GLAN-SA5C-740-U-SL2-GRSWH**

Issue Date: 5/27/2021

Test Information

Test Method: LM-79-08
Report Number: P530338
TEST IS SCALED FROM IESNA LM-79-08 TEST DATA (G3-2011-057-18)
Test Lab: INNOVATION CENTER
Issue Date: 5/27/2021
Manufacturer: COOPER LIGHTING SOLUTIONS (FORMERLY EATON)
Product Line: STREETWORKS
Catalog Number: GLAN-SA5C-740-U-SL2-GRSWH
Description: GALLEON AREA AND ROADWAY LUMINAIRE
(5) 70 CRI, 4000K, 1050mA LIGHTSQUARES WITH 16 LEDS EACH AND TYPE II
SPILL LIGHT ELIMINATOR OPTICS WITH WHITE GLARE REDUCTION SHIELD
Light Source: -
Ballast/Driver: ELECTRONIC DRIVER

Summary

Lumens per Lamp: N/A
Luminaire Lumens: 29842 lumens
Efficiency: N/A
Efficacy: 110.9 lumens/watt
Luminous Opening: Rectangular (W 1.5' x L: 1' x H: 0')
IES Classification: Type II - Short
BUG Rating: B4 - U0 - G3

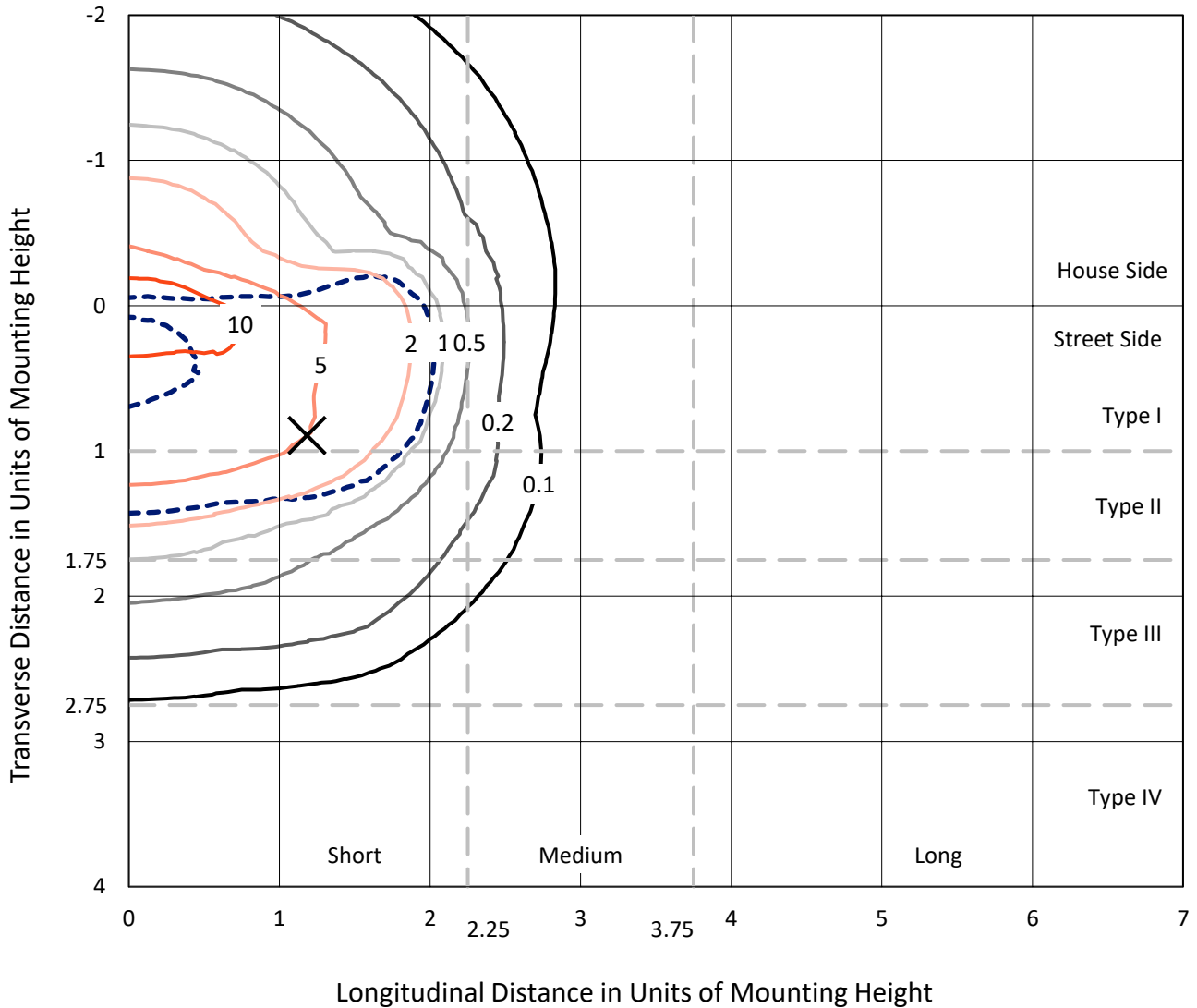
Input Watts (W): 269
Input Voltage (V): NR
Input Current (Ain): NR
Voltage Rise (V): NR
Power Factor: NR
Total Harmonic Distortion (THDi): NR
Frequency (hertz): 60
Stabilization Time: NR
Operation Time: NR
Ambient Temperature (°C): NR
Test Distance: 24 FT



REPORT NUMBER: P530338
 CATALOG NUMBER: GLAN-SA5C-740-U-SL2-GRSWH

Iso-Footcandle Lines of Horizontal Illumination

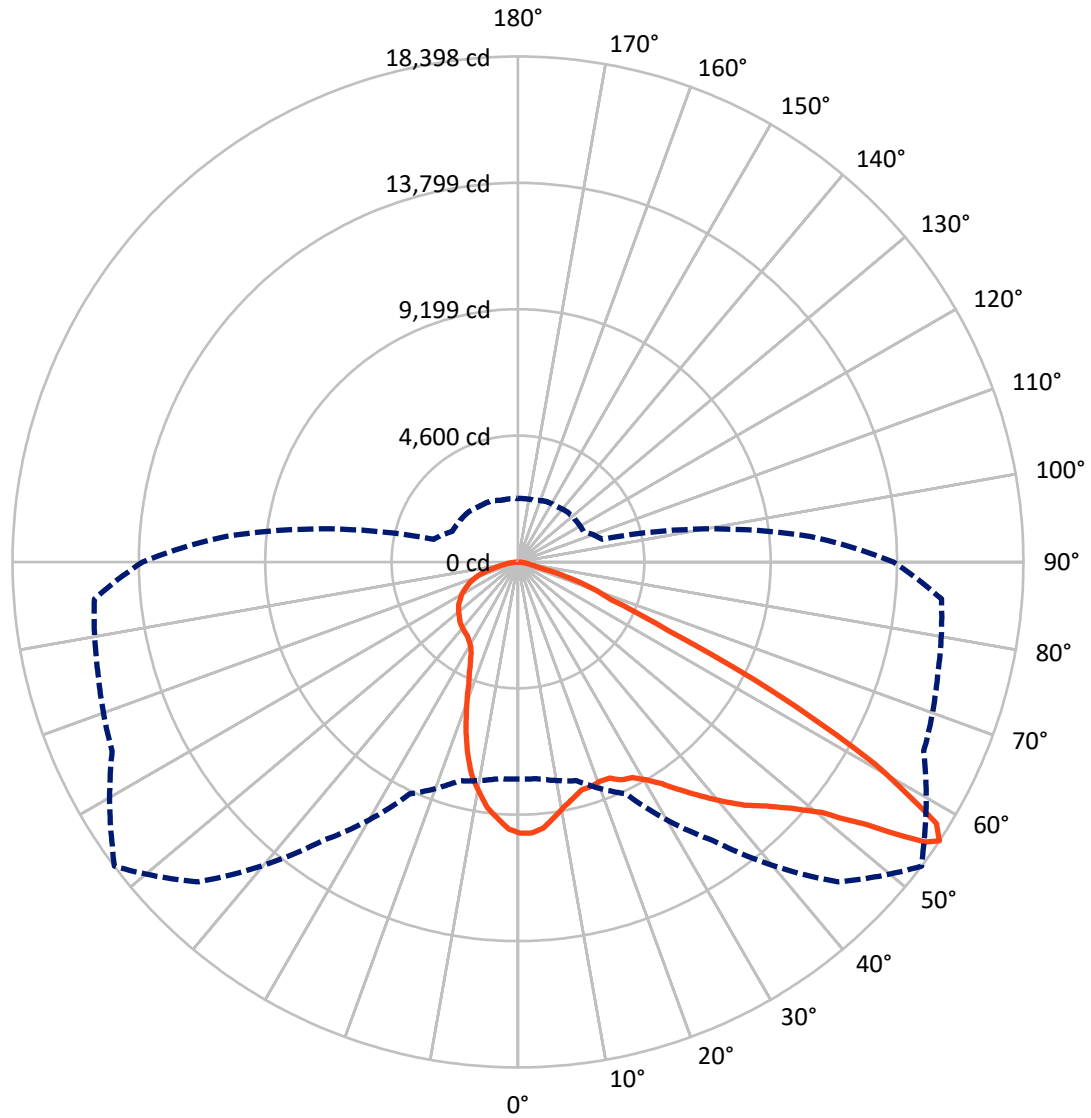
✕ Max cd
 - - - 1/2 Max cd



Based on 25 foot mounting height. Maximum calculated value = 15.8 fc
 Type II - Short - N/A

REPORT NUMBER: P530338
CATALOG NUMBER: GLAN-SA5C-740-U-SL2-GRSWH

Luminous Intensity Polar Plot



— Vertical Plane Through 53-Deg Lateral - - - Horizontal Cone Through 56-Deg Vertical

REPORT NUMBER: P530338
 CATALOG NUMBER: GLAN-SA5C-740-U-SL2-GRSWH

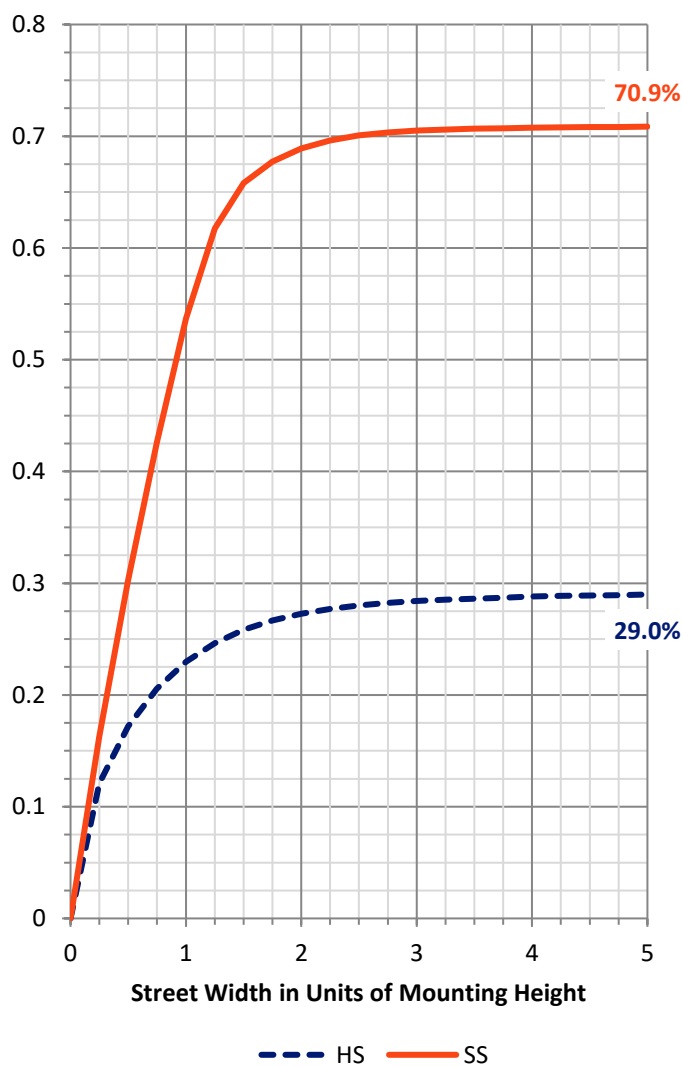
FLUX DISTRIBUTION:

		Downward	Upward	Total
House Side	Lumens	8708.5	0.0	8708.5
	% Fixture	29.2	0.0	29.2
Street Side	Lumens	21133.5	0.0	21133.5
	% Fixture	70.8	0.0	70.8
Total	Lumens	29842.0	0.0	29842.0
	% Fixture	100.0	0.0	100.0

ZONAL LUMENS:

Zone	Lumens	% Fixture
0°-10°	874.0	2.9
10°-20°	2183.0	7.3
20°-30°	3219.0	10.8
30°-40°	4599.3	15.4
40°-50°	6330.3	21.2
50°-60°	7480.7	25.1
60°-70°	3986.7	13.4
70°-80°	1011.4	3.4
80°-90°	157.7	0.5
90°-100°	0.0	0.0
100°-110°	0.0	0.0
110°-120°	0.0	0.0
120°-130°	0.0	0.0
130°-140°	0.0	0.0
140°-150°	0.0	0.0
150°-160°	0.0	0.0
160°-170°	0.0	0.0
170°-180°	0.0	0.0
0°-90°	29842.0	100.0
0°-180°	29842.0	100.0

Coefficient of Utilization



REPORT NUMBER: P530338

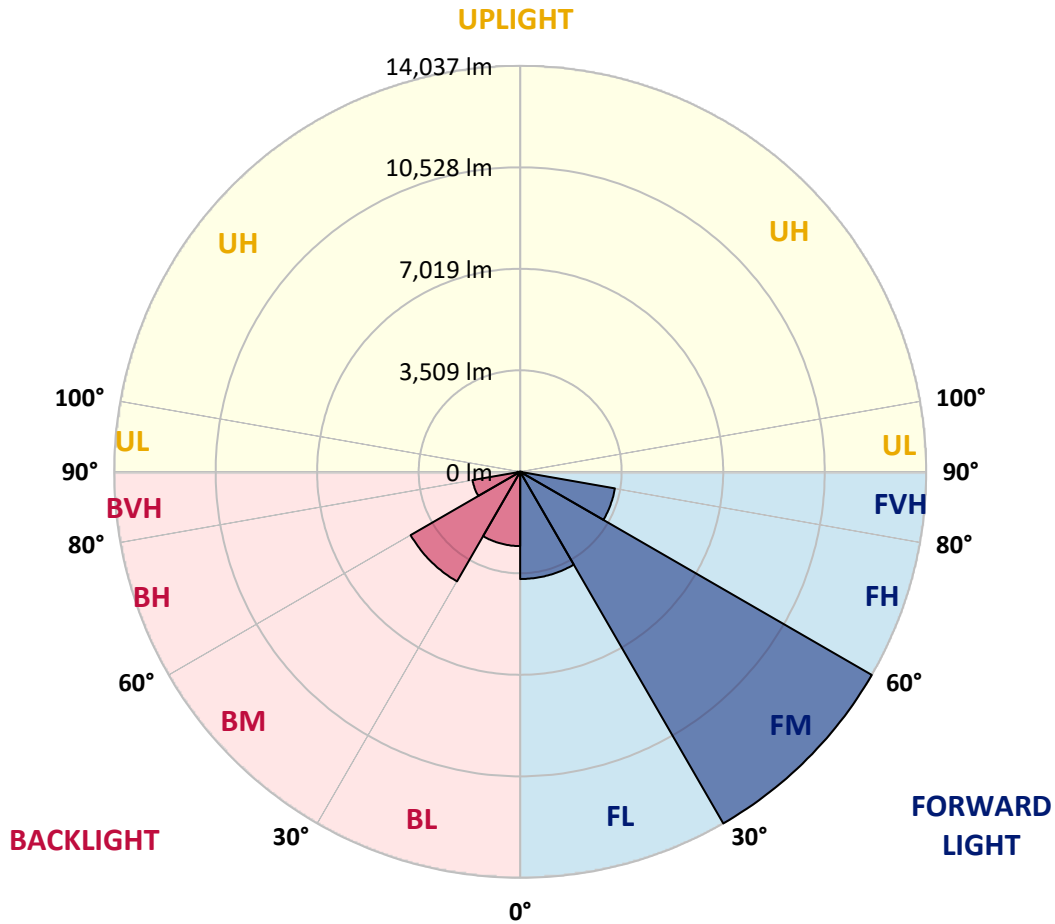
CATALOG NUMBER: GLAN-SA5C-740-U-SL2-GRSWH

LUMINAIRE CLASSIFICATION SYSTEM LUMEN TABLE AND BUG RATING:

Zone	Lumens	% Fixture	Zone Rating/Lumen Limit		
			B	U	G
FL (0°-30°)	3707.4	12.4			
FM (30°-60°)	14037.1	47.0			
FH (60°-80°)	3325.5	11.1			G2/5000
FVH (80°-90°)	63.4	0.2			G1/100
BL (0°-30°)	2568.5	8.6	B4/5000		
BM (30°-60°)	4373.1	14.7	B3/5000		
BH (60°-80°)	1672.6	5.6	B3/2500		G3/2500
BVH (80°-90°)	94.3	0.3			G1/100
UL (90°-100°)	0.0	0.0		U0/0	
UH (100°-180°)	0.0	0.0		U0/0	

BUG Rating: B4-U0-G3

Type II Short





REPORT NUMBER: P530338

CATALOG NUMBER: GLAN-SA5C-740-U-SL2-GRSWH

CANDELA DISTRIBUTION (FULL):

	0°	5°	15°	25°	35°	45°	53°	55°	65°	75°	85°
0°	9872.9	9872.9	9872.9	9872.9	9872.9	9872.9	9872.9	9872.9	9872.9	9872.9	9872.9
2.5°	9750.4	9666.2	9716.0	9696.8	9853.8	9899.7	9876.7	9895.9	9983.9	9941.8	9853.8
5°	9111.1	9229.8	9252.7	9310.2	9402.0	9582.0	9723.6	9761.9	9804.0	9999.2	9980.1
7.5°	8529.2	8609.6	8567.5	8735.9	8935.0	9225.9	9398.2	9428.8	9815.5	9922.7	10003.1
10°	8161.7	8081.3	8272.7	8318.7	8544.5	8877.6	9084.3	9210.6	9562.8	9987.8	10037.5
12.5°	7821.0	7794.2	7909.0	8039.2	8291.9	8636.4	8847.0	8896.7	9440.3	9888.2	10121.7
15°	7568.3	7537.7	7652.6	7748.3	8043.0	8349.3	8617.3	8758.9	9306.3	9830.8	10049.0
17.5°	7369.3	7365.4	7430.5	7602.8	7905.2	8161.7	8594.3	8601.9	9237.4	9918.8	10110.3
20°	7357.8	7354.0	7365.4	7556.9	7832.5	8146.4	8521.6	8590.5	9237.4	9857.6	10114.1
22.5°	7453.5	7392.2	7461.1	7583.7	7782.7	8173.2	8548.4	8701.5	9459.5	10160.0	10286.4
25°	7606.6	7621.9	7660.2	7702.3	7817.2	8234.4	8785.7	8912.0	9719.8	10420.3	10523.7
27.5°	7886.1	7878.4	7893.7	7916.7	8016.2	8291.9	8881.4	9206.8	10263.4	10883.6	10780.2
30°	8295.7	8268.9	8330.1	8410.5	8318.7	8475.6	9199.1	9444.2	10768.7	11350.6	11067.3
32.5°	8667.0	8766.6	8881.4	8915.9	8804.8	8835.5	9620.2	9869.1	11189.8	11924.8	11419.5
35°	9130.2	9210.6	9363.8	9470.9	9451.8	9359.9	10194.5	10523.7	11798.5	12345.9	11790.8
37.5°	9582.0	9677.7	9930.3	10248.1	10072.0	10029.9	10807.0	11078.8	11986.1	12571.8	12062.6
40°	10309.3	10305.5	10741.9	10906.5	11063.5	10990.7	11442.5	11534.3	12085.6	12522.0	12070.3
42.5°	11163.0	11109.4	11553.5	11810.0	12012.9	12020.5	12104.7	12074.1	12131.5	12269.4	11989.9
45°	11974.6	12089.4	12537.3	12996.7	13199.6	13222.6	12663.7	12606.2	12211.9	12196.6	11836.8
47.5°	12966.1	12992.9	13360.4	13965.2	14436.1	14275.3	13387.2	13260.9	12564.1	12682.8	12093.3
50°	13023.5	13222.6	13551.8	14263.8	15710.9	15668.8	14325.1	14087.8	13130.7	13371.9	12809.1
52.5°	11821.5	11775.5	12166.0	13329.8	15615.2	17054.6	15879.3	15312.8	14348.1	14164.3	13969.1
55°	9007.7	9114.9	9459.5	10634.7	13559.5	17073.7	17996.3	17533.1	15649.7	15335.7	15109.9
56°	7901.4	7916.7	8242.1	9314.0	12372.7	16465.1	18398.3	18023.1	16296.6	15818.1	15473.6
57.5°	6550.0	6462.0	6630.4	7216.1	10443.3	15178.8	17958.1	18325.6	17054.6	16338.7	15860.2
60°	5156.6	5137.4	5068.5	5175.7	6599.8	11434.8	14949.1	15776.0	16978.0	15848.7	15190.3
62.5°	4211.0	4115.3	4253.1	4406.3	4586.2	7093.6	10504.6	10990.7	13479.1	12652.2	11411.8
65°	3265.4	3219.5	3391.8	3889.4	3996.6	4505.8	5983.5	6358.6	7958.8	7817.2	6883.1
67.5°	2247.1	2254.8	2404.1	3162.1	3705.7	3659.8	3663.6	3858.8	4153.6	3085.5	2687.4
70°	1424.1	1420.3	1500.7	2036.6	2982.2	3012.8	2859.7	2802.2	2656.8	1607.8	1703.5
72.5°	914.9	888.1	930.3	1125.5	1542.8	1783.9	1837.5	1872.0	1538.9	1263.3	1370.5
75°	516.8	490.0	474.7	524.5	608.7	704.4	773.3	796.3	892.0	957.0	1014.5
77.5°	157.0	141.6	172.3	229.7	302.4	405.8	493.8	509.1	601.0	677.6	735.0
80°	68.9	76.6	107.2	153.1	214.4	287.1	348.4	371.3	432.6	490.0	505.3
82.5°	42.1	45.9	72.7	103.4	149.3	202.9	248.8	256.5	317.7	363.7	375.2
85°	15.3	19.1	38.3	61.3	95.7	130.2	130.2	141.6	130.2	130.2	141.6
87.5°	0.0	0.0	3.8	7.7	7.7	11.5	15.3	15.3	19.1	23.0	26.8
90°	0.0	0.0	0.0	0.0	0.0	0.0	0.0	0.0	0.0	0.0	0.0



REPORT NUMBER: P530338

CATALOG NUMBER: GLAN-SA5C-740-U-SL2-GRSWH

CANDELA DISTRIBUTION (continued):

	90°	95°	105°	115°	125°	135°	145°	155°	165°	175°	180°
0°	9872.9	9872.9	9872.9	9872.9	9872.9	9872.9	9872.9	9872.9	9872.9	9872.9	9872.9
2.5°	9899.7	9880.6	9849.9	9738.9	9727.4	9693.0	9501.6	9470.9	9501.6	9409.7	9417.4
5°	9880.6	9938.0	9708.3	9597.3	9390.6	9241.3	9069.0	8980.9	8824.0	8724.5	8835.5
7.5°	9964.8	9941.8	9654.7	9413.5	9103.4	8724.5	8422.0	8249.8	7974.1	7897.6	7955.0
10°	9934.2	9811.7	9474.8	9157.0	8571.3	8238.3	7748.3	7273.6	7013.2	6879.3	6860.1
12.5°	9892.1	9857.6	9294.9	8747.4	8131.1	7430.5	6741.4	6293.5	5868.6	5684.9	5711.7
15°	9941.8	9650.9	8958.0	8265.1	7445.8	6527.1	5784.4	5206.3	4911.6	4792.9	4792.9
17.5°	9918.8	9551.3	8797.2	7725.3	6687.9	5600.6	4785.2	4436.9	4314.4	4314.4	4348.8
20°	9930.3	9616.4	8471.8	7185.5	5792.1	4716.3	4123.0	3996.6	4050.2	4069.4	4088.5
22.5°	9995.4	9402.0	8154.1	6592.1	4961.3	4034.9	3744.0	3747.8	3843.5	3946.9	3927.7
25°	10075.8	9317.8	7767.4	6002.6	4325.9	3701.9	3610.0	3598.5	3671.2	3724.8	3732.5
27.5°	10006.9	9172.4	7373.1	5267.6	3805.2	3479.8	3460.7	3468.3	3491.3	3598.5	3564.0
30°	10232.8	9214.5	6879.3	4651.3	3518.1	3407.1	3384.1	3372.6	3407.1	3437.7	3410.9
32.5°	10512.2	9065.2	6511.8	4057.9	3376.5	3353.5	3307.6	3292.2	3311.4	3280.8	3296.1
35°	10634.7	9038.4	6033.2	3633.0	3265.4	3246.3	3219.5	3215.7	3219.5	3192.7	3169.7
37.5°	10703.6	9164.7	5485.8	3437.7	3196.5	3215.7	3154.4	3146.8	3077.9	3093.2	3104.7
40°	10822.3	8969.5	5041.7	3250.1	3154.4	3116.1	3062.6	3051.1	3005.1	2978.3	3005.1
42.5°	10650.0	8912.0	4605.3	3169.7	3093.2	3051.1	3012.8	2947.7	2932.4	2909.4	2894.1
45°	10512.2	8582.8	4214.8	3070.2	3020.4	2997.5	2924.7	2855.8	2798.4	2821.4	2786.9
47.5°	10615.6	8468.0	3828.2	2986.0	2920.9	2894.1	2821.4	2767.8	2710.4	2683.6	2675.9
50°	11029.0	8682.3	3502.8	2924.7	2836.7	2821.4	2725.7	2664.4	2610.8	2591.7	2599.3
52.5°	12016.7	9268.1	3280.8	2798.4	2756.3	2687.4	2633.8	2557.2	2522.8	2461.5	2499.8
55°	13268.5	10221.3	3223.3	2679.7	2656.8	2595.5	2522.8	2465.4	2400.3	2350.5	2339.0
56°	13670.5	10676.8	3177.4	2633.8	2595.5	2561.1	2465.4	2430.9	2327.5	2316.1	2308.4
57.5°	13995.9	11078.8	3185.1	2545.7	2507.5	2476.8	2419.4	2335.2	2266.3	2224.2	2243.3
60°	13260.9	10370.6	3039.6	2411.8	2404.1	2346.7	2266.3	2228.0	2143.8	2094.0	2082.5
62.5°	9857.6	7040.0	2465.4	2239.5	2235.7	2174.4	2082.5	2040.4	2025.1	1956.2	1956.2
65°	5677.2	4413.9	2132.3	2097.8	2067.2	2006.0	1914.1	1879.6	1841.4	1818.4	1799.3
67.5°	2423.2	2289.3	1937.1	1933.2	1898.8	1822.2	1730.3	1676.7	1627.0	1581.0	1604.0
70°	1757.1	1783.9	1749.5	1730.3	1688.2	1592.5	1512.1	1447.1	1370.5	1339.9	1362.8
72.5°	1393.5	1450.9	1500.7	1504.5	1454.7	1343.7	1255.6	1167.6	1083.4	1041.3	1060.4
75°	1056.6	1094.9	1144.6	1156.1	1083.4	1006.8	922.6	830.7	765.6	715.9	723.5
77.5°	761.8	754.2	800.1	792.4	758.0	704.4	627.8	543.6	470.9	424.9	428.8
80°	520.6	532.1	558.9	555.1	513.0	478.5	421.1	352.2	298.6	260.3	252.7
82.5°	363.7	382.8	405.8	386.6	352.2	317.7	275.6	225.9	183.8	153.1	145.5
85°	130.2	149.3	172.3	183.8	195.2	187.6	157.0	126.3	91.9	76.6	72.7
87.5°	26.8	30.6	34.5	34.5	34.5	30.6	26.8	26.8	23.0	11.5	11.5
90°	0.0	0.0	0.0	0.0	0.0	0.0	0.0	0.0	0.0	0.0	0.0

(END OF REPORT)